APOTHECARY OF RAKE'S CORNER

28mm/30mm Scale
Cardstock Model Files
by Dave Graffam
www.davesgames.net

GLUE AND PAPER TIPS

To get the best results, you really need to experiment with different papers and glues, and take advantage of whatever printing methods are available to you.

In general, you want to print on the heaviest paper you can find. I prefer a 110# (199 gsm) matte cardstock, but a good matte photo stock is also a great choice.

The best choice of paper and glue will depend a lot on the printing method that you choose. Desktop ink printers will be more likely to smear when you apply a wet paint to it, so you should look for a low-moisture, tacky glue. I've found that a carpenter's indoor wood glue works well for my projects, but there are lots of others that will work. Ordinary white school glue might be just fine.

A little bit of glue is usually all that's required. A thin and even coat is much better than a heavy glob of glue. I keep a supply of small squares of excess cardstock, and use the edges of those squares to spread glue evenly. It's a good idea to keep some slightly-damp tissue if you need to wipe up extra glue, but be careful about this is if you're using ink-based prints.





PRINTING TIPS

These files are set up for the standard 28mm-30mm tabletop wargaming scale, and for US letter-sized (8.5" x 11") sheets. Turn off any 'fit to page' options in your printer driver. If you are printing on A4-sized sheets, you may want to reduce the print size to 95% of the original. Do this consistently when printing these files.

Print on heavy cardstock whenever possible. You can create super-sturdy models by printing on plain paper and then gluing this to a heavy bristol board before cutting.

DIFFERENT SCALES

To print at a smaller scale, use the table below and change your print size percentage.

Scale	%
25mm	84%
20mm	65%
18mm (HO)	60%
15mm	50%
12mm	40%
10mm (N)	34%
8mm	27%
(Z)	23%
6mm	20%

David Graffam © 2010. Permission granted to print for personal use only. Distribution is prohibited.

George Mullens (order #3734859)

APOTHECARY OF RAKE'S CORNER

PAGE 1 OF 6

David Graffam © 2010
Redistribution of this product is prohibited.
www.davesgames.net



George Mullens (order #3734859)

APOTHECARY OF RAKE'S CORNER

David Graffam © 2010
Redistribution of this product is prohibited.
www.davesgames.net

CUT HERE

AFFIX MAIN ROOF

AFFIX MAIN ROOF

AFFIX MAIN ROOF



AFFIX WEST WALL

EAST WALL

NORTH WALL

George Mullens (order #3734859)





DORMER ROOFS



Add a Dormer Roof to a Dormer before affixing it to the wall.

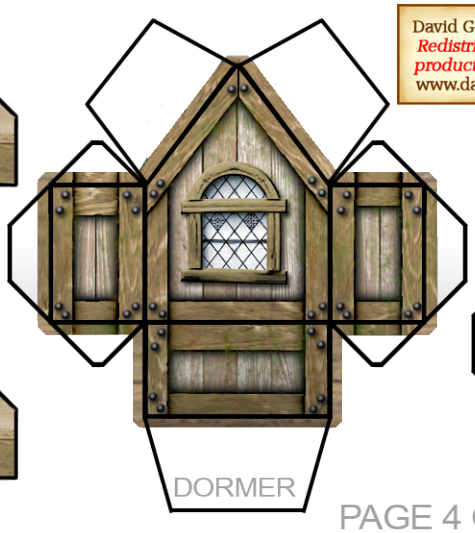

DORMER

David Graffam © 2010
Redistribution of this product is prohibited.
www.davesgames.net



DORMER

APOTHECARY OF RAKE'S CORNER

George Mullens (order #3734859)

AFFIX WEST WALL

AFFIX EXTENSION ROOF

EXTENSION WALLS

AFFIX EXTENSION ROOF

AFFIX EXTENSION ROOF

AFFIX WEST WALL

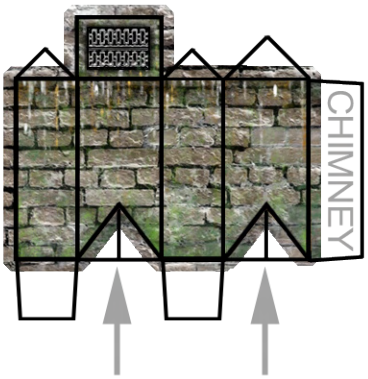

EXTENSION ROOF



APOTHECARY OF RAKE'S CORNER

PAGE 3 OF 6

David Graffam © 2010
Redistribution of this product is prohibited.
www.davesgames.net

George Mullens (order #3734859)

APOTHECARY OF RAKE'S CORNER

PAGE 5 OF 6

David Graffam © 2010
Redistribution of this product is prohibited.
www.davesgames.net



George Mullens (order #3734859)

APOTHECARY OF RAKE'S CORNER

PAGE 6 OF 6

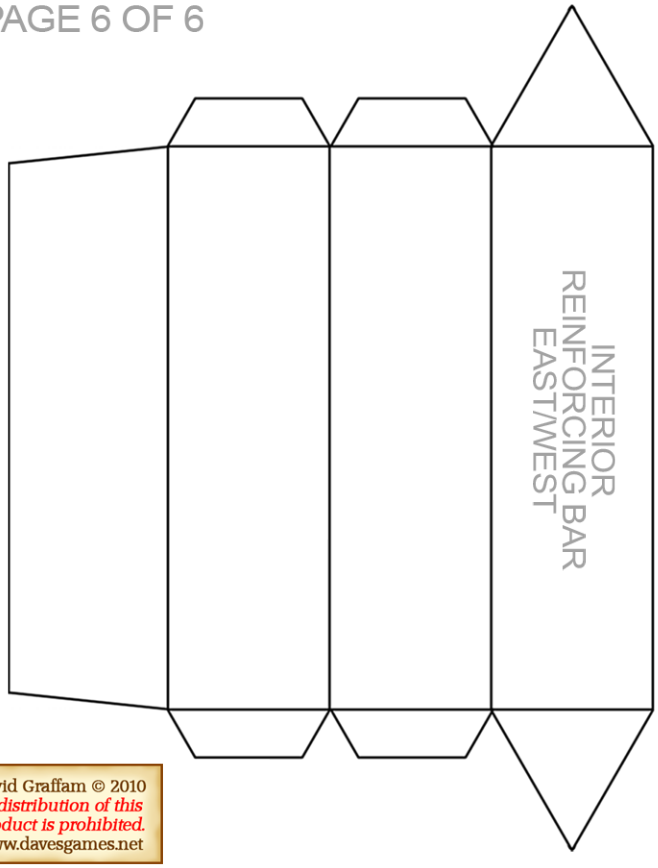

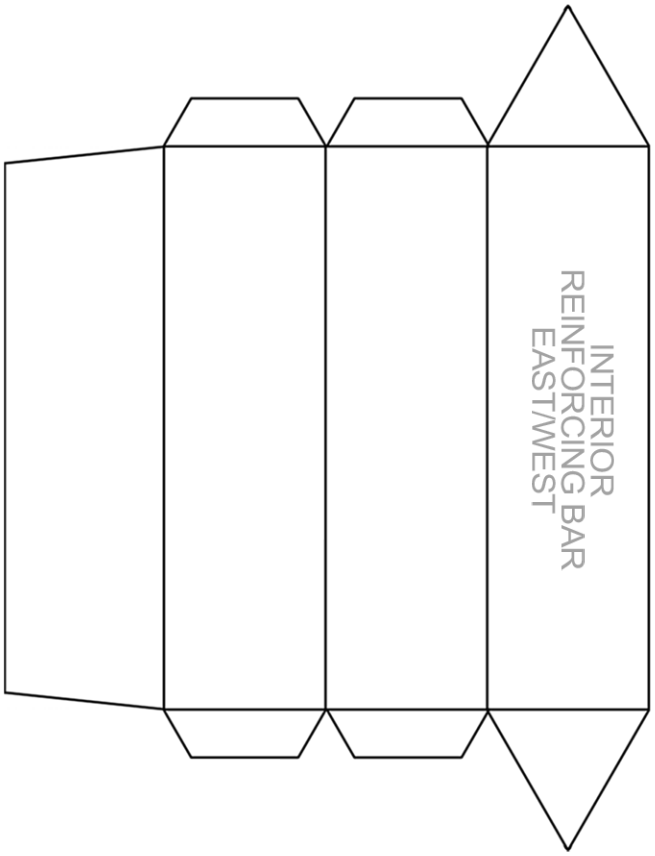

David Graffam © 2010
Redistribution of this product is prohibited.
www.davesgames.net

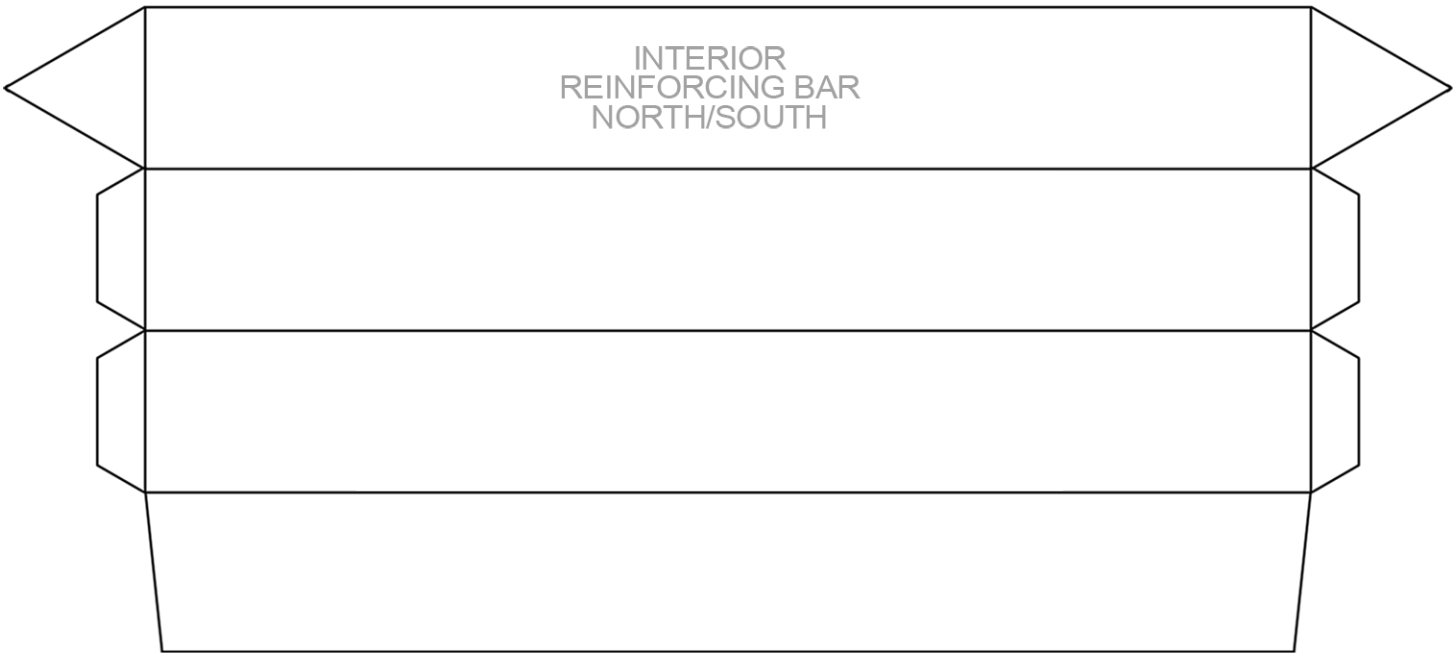

George Mullens (order #3734859)